



SEGMENTO		LIMPEZA LATERAL MECANIZADA				
ESTACA		EXTENSÃO (m)	LARGURA (m)	LADO D/E	ÁREA (m ²)	OBSERVAÇÃO
INICIAL	FINAL					
9169 + 0.0	9180 + 0.0	220.00	2.00	D/E	880.00	
9259 + 0.0	9275 + 0.0	320.00	2.00	D/E	1,280.00	
9284 + 0.0	9305 + 0.0	420.00	2.00	D/E	1,680.00	
9329 + 0.0	9335 + 0.0	120.00	2.00	D/E	480.00	
9339 + 0.0	9390 + 0.0	1,020.00	2.00	D/E	4,080.00	
9399 + 0.0	9410 + 0.0	220.00	2.00	D/E	880.00	
9464 + 0.0	9510 + 0.0	920.00	2.00	D/E	3,680.00	
9534 + 0.0	9560 + 0.0	520.00	2.00	D/E	2,080.00	
9589 + 0.0	9640 + 0.0	1,020.00	2.00	D/E	4,080.00	
9649 + 0.0	9665 + 0.0	320.00	2.00	D/E	1,280.00	
9679 + 0.0	9695 + 0.0	320.00	2.00	D/E	1,280.00	
9714 + 0.0	9720 + 0.0	120.00	2.00	D/E	480.00	
9769 + 0.0	9775 + 0.0	120.00	2.00	D/E	480.00	
9794 + 0.0	9815 + 0.0	420.00	2.00	D/E	1,680.00	
9859 + 0.0	9875 + 0.0	320.00	2.00	D/E	1,280.00	
9939 + 0.0	9985 + 0.0	920.00	2.00	D/E	3,680.00	
10004 + 0.0	10020 + 0.0	320.00	2.00	D/E	1,280.00	
10049 + 0.0	10060 + 0.0	220.00	2.00	D/E	880.00	
10129 + 0.0	10145 + 0.0	320.00	2.00	D/E	1,280.00	
10199 + 0.0	10205 + 0.0	120.00	2.00	D/E	480.00	
10274 + 0.0	10284 + 0.0	200.00	2.00	D/E	800.00	
10299 + 0.0	10315 + 0.0	320.00	2.00	D/E	1,280.00	
10344 + 0.0	10365 + 0.0	420.00	2.00	D/E	1,680.00	
10409 + 0.0	10450 + 0.0	820.00	2.00	D/E	3,280.00	
10469 + 0.0	10475 + 0.0	120.00	2.00	D/E	480.00	
10484 + 0.0	10570 + 0.0	1,720.00	2.00	D/E	6,880.00	
10624 + 0.0	10655 + 0.0	620.00	2.00	D/E	2,480.00	
10664 + 0.0	10675 + 0.0	220.00	2.00	D/E	880.00	
10684 + 0.0	10700 + 0.0	320.00	2.00	D/E	1,280.00	

SEGMENTO		LIMPEZA LATERAL MECANIZADA				
ESTACA		EXTENSÃO (m)	LARGURA (m)	LADO D/E	ÁREA (m ²)	OBSERVAÇÃO
INICIAL	FINAL					
8304 + 0.0	8315 + 0.0	220.00	2.00	D/E	880.00	
8389 + 0.0	8395 + 0.0	120.00	2.00	D/E	480.00	
8434 + 0.0	8440 + 0.0	120.00	2.00	D/E	480.00	
8569 + 0.0	8575 + 0.0	120.00	2.00	D/E	480.00	
8664 + 0.0	8670 + 0.0	120.00	2.00	D/E	480.00	
8704 + 0.0	8715 + 0.0	220.00	2.00	D/E	880.00	
8759 + 0.0	8765 + 0.0	120.00	2.00	D/E	480.00	
8819 + 0.0	8825 + 0.0	120.00	2.00	D/E	480.00	
8859 + 0.0	8870 + 0.0	220.00	2.00	D/E	880.00	
9014 + 0.0	9025 + 0.0	220.00	2.00	D/E	880.00	
9044 + 0.0	9050 + 0.0	120.00	2.00	D/E	480.00	
9099 + 0.0	9105 + 0.0	120.00	2.00	D/E	480.00	
9134 + 0.0	9150 + 0.0	320.00	2.00	D/E	1,280.00	



GOVERNO DO ESTADO DO PARÁ SECRETARIA DE ESTADO DE TRANSPORTES - SETRAN	
	RODOVIA : PA - 279 LOTE III TRECHO : PER. TUCUMÃ - PER. URB. S. F. DO XINGU EXTENSÃO: 102,0 Km
	
LIMPEZA DA FAIXA DE CONSTRUÇÃO	
QD	

SEGMENTO		RECICLAGEM DO PAVIMENTO EXISTENTE (SUB-BASE)							TRANSPORTES						MATERIAL BETUMINOSO					
ESTACA	ESTACA	EXTENSÃO (m)	LARGURA (m)	ESP. (m)	VOLUME (m³)	DENSIDADE (t/m³)	UND	QUANT.	MATERIAL	ORIGEM			DESTINO	DMT (Km)	UND	QUANT.	TIPO	TAXA DE	UND	QUANT.
										OCORR.	ESTACA	D. EIXO								
PISTA DE ROLAMENTO																				
8304	+ 0.0	8315	+ 0.0	220.00	10.40	0.20	457.60	0.00	m3	457.60										
8389	+ 0.0	8395	+ 0.0	120.00	10.40	0.20	249.60	0.00	m3	249.60										
8434	+ 0.0	8440	+ 0.0	120.00	10.40	0.20	249.60	0.00	m3	249.60										
8569	+ 0.0	8575	+ 0.0	120.00	10.40	0.20	249.60	0.00	m3	249.60										
8664	+ 0.0	8670	+ 0.0	120.00	10.40	0.20	249.60	0.00	m3	249.60										
8704	+ 0.0	8715	+ 0.0	220.00	10.40	0.20	457.60	0.00	m3	457.60										
8759	+ 0.0	8765	+ 0.0	120.00	10.40	0.20	249.60	0.00	m3	249.60										
8819	+ 0.0	8825	+ 0.0	120.00	10.40	0.20	249.60	0.00	m3	249.60										
8859	+ 0.0	8870	+ 0.0	220.00	10.40	0.20	457.60	0.00	m3	457.60										
9014	+ 0.0	9025	+ 0.0	220.00	10.40	0.20	457.60	0.00	m3	457.60										
9044	+ 0.0	9050	+ 0.0	120.00	10.40	0.20	249.60	0.00	m3	249.60										
9099	+ 0.0	9105	+ 0.0	120.00	10.40	0.20	249.60	0.00	m3	249.60										
9134	+ 0.0	9150	+ 0.0	320.00	10.40	0.20	665.60	0.00	m3	665.60										
9169	+ 0.0	9180	+ 0.0	220.00	10.40	0.20	457.60	0.00	m3	457.60										
9259	+ 0.0	9275	+ 0.0	320.00	10.40	0.20	665.60	0.00	m3	665.60										
9284	+ 0.0	9305	+ 0.0	420.00	10.40	0.20	873.60	0.00	m3	873.60										
9329	+ 0.0	9335	+ 0.0	120.00	10.40	0.20	249.60	0.00	m3	249.60										
9339	+ 0.0	9390	+ 0.0	1,020.00	10.40	0.20	2,121.60	0.00	m3	2,121.60										
9399	+ 0.0	9410	+ 0.0	220.00	10.40	0.20	457.60	0.00	m3	457.60										
9464	+ 0.0	9510	+ 0.0	920.00	10.40	0.20	1,913.60	0.00	m3	1,913.60										
9534	+ 0.0	9560	+ 0.0	520.00	10.40	0.20	1,081.60	0.00	m3	1,081.60										
9589	+ 0.0	9640	+ 0.0	1,020.00	10.40	0.20	2,121.60	0.00	m3	2,121.60										
9649	+ 0.0	9665	+ 0.0	320.00	10.40	0.20	665.60	0.00	m3	665.60										
9679	+ 0.0	9695	+ 0.0	320.00	10.40	0.20	665.60	0.00	m3	665.60										
9714	+ 0.0	9720	+ 0.0	120.00	10.40	0.20	249.60	0.00	m3	249.60										
9769	+ 0.0	9775	+ 0.0	120.00	10.40	0.20	249.60	0.00	m3	249.60										
9794	+ 0.0	9815	+ 0.0	420.00	10.40	0.20	873.60	0.00	m3	873.60										
9859	+ 0.0	9875	+ 0.0	320.00	10.40	0.20	665.60	0.00	m3	665.60										
9939	+ 0.0	9985	+ 0.0	920.00	10.40	0.20	1,913.60	0.00	m3	1,913.60										
10004	+ 0.0	10020	+ 0.0	320.00	10.40	0.20	665.60	0.00	m3	665.60										
10049	+ 0.0	10060	+ 0.0	220.00	10.40	0.20	457.60	0.00	m3	457.60										
10129	+ 0.0	10145	+ 0.0	320.00	10.40	0.20	665.60	0.00	m3	665.60										
10199	+ 0.0	10205	+ 0.0	120.00	10.40	0.20	249.60	0.00	m3	249.60										
10274	+ 0.0	10284	+ 0.0	200.00	10.40	0.20	416.00	0.00	m3	416.00										
10299	+ 0.0	10315	+ 0.0	320.00	10.40	0.20	665.60	0.00	m3	665.60										
10344	+ 0.0	10365	+ 0.0	420.00	10.40	0.20	873.60	0.00	m3	873.60										
10409	+ 0.0	10450	+ 0.0	820.00	10.40	0.20	1,705.60	0.00	m3	1,705.60										

GOVERNO DO ESTADO DO PARÁ
SECRETARIA DE ESTADO DE TRANSPORTES - SETRAN



RODOVIA : PA - 279 LOTE III
TRECHO : PER. TUCUMÁ - PER. URB. S. F. DO XINGU
EXTENSÃO: 102,0 Km





DEMONSTRATIVO DE PAVIMENTAÇÃO

QD

SEGMENTO		RECICLAGEM DO PAVIMENTO EXISTENTE (SUB-BASE)							TRANSPORTES						MATERIAL BETUMINOSO					
ESTACA	ESTACA	EXTENSÃO (m)	LARGURA (m)	ESP. (m)	VOLUME (m ³)	DENSIDADE (t/m ³)	UND	QUANT.	MATERIAL	ORIGEM			DESTINO	DMT (Km)	UND	QUANT.	TIPO	TAXA DE	UND	QUANT.
										OCORR.	ESTACA	D. EIXO								
PISTA DE ROLAMENTO																				
10469 + 0.0	10475 + 0.0	120.00	10.40	0.20	249.60	0.00	m3	249.60												
10624 + 0.0	10655 + 0.0	620.00	10.40	0.20	1,289.60	0.00	m3	1,289.60												
10664 + 0.0	10675 + 0.0	220.00	10.40	0.20	457.60	0.00	m3	457.60												
10684 + 0.0	10700 + 0.0	320.00	10.40	0.20	665.60	0.00	m3	665.60												
10804 + 0.0	10830 + 0.0	520.00	10.40	0.20	1,081.60	0.00	m3	1,081.60												
10844 + 0.0	10860 + 0.0	320.00	10.40	0.20	665.60	0.00	m3	665.60												
12315 + 0.0	12320 + 0.0	100.00	10.40	0.20	208.00	0.00	m3	208.00												
12334 + 0.0	12340 + 0.0	120.00	10.40	0.20	249.60	0.00	m3	249.60												
12554 + 0.0	12615 + 0.0	1,220.00	10.40	0.20	2,537.60	0.00	m3	2,537.60												
12659 + 0.0	12680 + 0.0	420.00	10.40	0.20	873.60	0.00	m3	873.60												
12739 + 0.0	12744 + 0.0	100.00	10.40	0.20	208.00	0.00	m3	208.00												
12911 + 0.0	12989 + 0.0	1,560.00	10.40	0.20	3,244.80	0.00	m3	3,244.80												
12139 + 0.0	12145 + 0.0	120.00	10.40	0.20	249.60	0.00	m3	249.60												
12164 + 0.0	12170 + 0.0	120.00	10.40	0.20	249.60	0.00	m3	249.60												
12254 + 0.0	12270 + 0.0	320.00	10.40	0.20	665.60	0.00	m3	665.60												
		18,420.00																		
							TOTAL	38,313.60	m ³											

SEGMENTO		BASE ESTABILISADA GRANULOM. (60%SOLO / 40%BRITA)						TRANSPORTES						
ESTACA	ESTACA	EXTENSÃO (m)	LARGURA (m)	ESP. (m)	VOLUME (m³)	UND	QUANT.	MATERIAL	ORIGEM			DESTINO (PISTA)		
									OCORR.	ESTACA	D. EIXO	DMT(km)	UND	QUANT.
ACOSTAMENTO LADO DIREITO														
8304 + 0.0	8315 + 0.0	220.00	10.20	0.20	448.80	m³	448.80	SOLO/BRITA						
8389 + 0.0	8395 + 0.0	120.00	10.20	0.20	244.80	m³	244.80	SOLO/BRITA						
8434 + 0.0	8440 + 0.0	120.00	10.20	0.20	244.80	m³	244.80	SOLO/BRITA						
8569 + 0.0	8575 + 0.0	120.00	10.20	0.20	244.80	m³	244.80	SOLO/BRITA						
8664 + 0.0	8670 + 0.0	120.00	10.20	0.20	244.80	m³	244.80	SOLO/BRITA						
8704 + 0.0	8715 + 0.0	220.00	10.20	0.20	448.80	m³	448.80	SOLO/BRITA						
8759 + 0.0	8765 + 0.0	120.00	10.20	0.20	244.80	m³	244.80	SOLO/BRITA						
8819 + 0.0	8825 + 0.0	120.00	10.20	0.20	244.80	m³	244.80	SOLO/BRITA						
8859 + 0.0	8870 + 0.0	220.00	10.20	0.20	448.80	m³	448.80	SOLO/BRITA						
9014 + 0.0	9025 + 0.0	220.00	10.20	0.20	448.80	m³	448.80	SOLO/BRITA						
9044 + 0.0	9050 + 0.0	120.00	10.20	0.20	244.80	m³	244.80	SOLO/BRITA						
9099 + 0.0	9105 + 0.0	120.00	10.20	0.20	244.80	m³	244.80	SOLO/BRITA						
9134 + 0.0	9150 + 0.0	320.00	10.20	0.20	652.80	m³	652.80	SOLO/BRITA						
9169 + 0.0	9180 + 0.0	220.00	10.20	0.20	448.80	m³	448.80	SOLO/BRITA						
9259 + 0.0	9275 + 0.0	320.00	10.20	0.20	652.80	m³	652.80	SOLO/BRITA						
9284 + 0.0	9305 + 0.0	420.00	10.20	0.20	856.80	m³	856.80	SOLO/BRITA						
9329 + 0.0	9335 + 0.0	120.00	10.20	0.20	244.80	m³	244.80	SOLO/BRITA						
9339 + 0.0	9390 + 0.0	1,020.00	10.20	0.20	2,080.80	m³	2,080.80	SOLO/BRITA						
9399 + 0.0	9410 + 0.0	220.00	10.20	0.20	448.80	m³	448.80	SOLO/BRITA						
9464 + 0.0	9510 + 0.0	920.00	10.20	0.20	1,876.80	m³	1,876.80	SOLO/BRITA						
9534 + 0.0	9560 + 0.0	520.00	10.20	0.20	1,060.80	m³	1,060.80	SOLO/BRITA						
9589 + 0.0	9640 + 0.0	1,020.00	10.20	0.20	2,080.80	m³	2,080.80	SOLO/BRITA						
9649 + 0.0	9665 + 0.0	320.00	10.20	0.20	652.80	m³	652.80	SOLO/BRITA						
9679 + 0.0	9695 + 0.0	320.00	10.20	0.20	652.80	m³	652.80	SOLO/BRITA						
9714 + 0.0	9720 + 0.0	120.00	10.20	0.20	244.80	m³	244.80	SOLO/BRITA						
9769 + 0.0	9775 + 0.0	120.00	10.20	0.20	244.80	m³	244.80	SOLO/BRITA						
9794 + 0.0	9815 + 0.0	420.00	10.20	0.20	856.80	m³	856.80	SOLO/BRITA						
9859 + 0.0	9875 + 0.0	320.00	10.20	0.20	652.80	m³	652.80	SOLO/BRITA						
9939 + 0.0	9985 + 0.0	920.00	10.20	0.20	1,876.80	m³	1,876.80	SOLO/BRITA						
10004 + 0.0	10020 + 0.0	320.00	10.20	0.20	652.80	m³	652.80	SOLO/BRITA						
10049 + 0.0	10060 + 0.0	220.00	10.20	0.20	448.80	m³	448.80	SOLO/BRITA						

		GOVERNO DO ESTADO DO PARÁ SECRETARIA DE ESTADO DE TRANSPORTES - SETRAN	
		 RODOVIA : PA - 279 LOTE III TRECHO : PER. TUCUMÃ - PER. URB. S. F. DO XINGU EXTENSÃO: 102,0 Km	
		DEMONSTRATIVO DE PAVIMENTAÇÃO	QD

SEGMENTO		BASE ESTABILISADA GRANULOM. (60%SOLO / 40%BRITA)						TRANSPORTES						
ESTACA	ESTACA	EXTENSÃO (m)	LARGURA (m)	ESP. (m)	VOLUME (m³)	UND	QUANT.	MATERIAL	ORIGEM			DESTINO (PISTA)		
									OCORR.	ESTACA	D. EIXO	DMT(km)	UND	QUANT.
ACOSTAMENTO LADO DIREITO														
10129 + 0.0	10145 + 0.0	320.00	10.20	0.20	652.80	m³	652.80	SOLO/BRITA						
10199 + 0.0	10205 + 0.0	120.00	10.20	0.20	244.80	m³	244.80	SOLO/BRITA						
10274 + 0.0	10284 + 0.0	200.00	10.20	0.20	408.00	m³	408.00	SOLO/BRITA						
10299 + 0.0	10315 + 0.0	320.00	10.20	0.20	652.80	m³	652.80	SOLO/BRITA						
10344 + 0.0	10365 + 0.0	420.00	10.20	0.20	856.80	m³	856.80	SOLO/BRITA						
10409 + 0.0	10450 + 0.0	820.00	10.20	0.20	1,672.80	m³	1,672.80	SOLO/BRITA						
10469 + 0.0	10475 + 0.0	120.00	10.20	0.20	244.80	m³	244.80	SOLO/BRITA						
10624 + 0.0	10655 + 0.0	620.00	10.20	0.20	1,264.80	m³	1,264.80	SOLO/BRITA						
10664 + 0.0	10675 + 0.0	220.00	10.20	0.20	448.80	m³	448.80	SOLO/BRITA						
10684 + 0.0	10700 + 0.0	320.00	10.20	0.20	652.80	m³	652.80	SOLO/BRITA						
10804 + 0.0	10830 + 0.0	520.00	10.20	0.20	1,060.80	m³	1,060.80	SOLO/BRITA						
10844 + 0.0	10860 + 0.0	320.00	10.20	0.20	652.80	m³	652.80	SOLO/BRITA						
12315 + 0.0	12320 + 0.0	100.00	10.20	0.20	204.00	m³	204.00	SOLO/BRITA						
12334 + 0.0	12340 + 0.0	120.00	10.20	0.20	244.80	m³	244.80	SOLO/BRITA						
12554 + 0.0	12615 + 0.0	1,220.00	10.20	0.20	2,488.80	m³	2,488.80	SOLO/BRITA						
12659 + 0.0	12680 + 0.0	420.00	10.20	0.20	856.80	m³	856.80	SOLO/BRITA						
12739 + 0.0	12744 + 0.0	100.00	10.20	0.20	204.00	m³	204.00	SOLO/BRITA						
12911 + 0.0	12989 + 0.0	1,560.00	10.20	0.20	3,182.40	m³	3,182.40	SOLO/BRITA						
12139 + 0.0	12145 + 0.0	120.00	10.20	0.20	244.80	m³	244.80	SOLO/BRITA						
12164 + 0.0	12170 + 0.0	120.00	10.20	0.20	244.80	m³	244.80	SOLO/BRITA						
12254 + 0.0	12270 + 0.0	320.00	10.20	0.20	652.80	m³	652.80	SOLO/BRITA						
		18,420.00					37,576.80	m³				0.00		-

SEGMENTO		IMPRIMAÇÃO						TRANSPORTES							MATERIAL BETUMINOSO				
ESTACA	ESTACA	EXTENSÃO (m)	LARG. (m)	ÁREA (m ²)	UND	QUANT.	MATERIAL	ORIGEM			DEST.	DMT (Km)	TAXA APLIC. (%)	UND	QUANT.	TIPO	TAXA APLIC. (%)	UND	QUANT.
								OCORR.	ESTACA	D.EIXO									
8304	+ 0.0	8315	+ 0.0	220.00	10.00	2,200.00	m ²	2,200.00	CM-30										
8389	+ 0.0	8395	+ 0.0	120.00	10.00	1,200.00	m ²	1,200.00	CM-30										
8434	+ 0.0	8440	+ 0.0	120.00	10.00	1,200.00	m ²	1,200.00	CM-30										
8569	+ 0.0	8575	+ 0.0	120.00	10.00	1,200.00	m ²	1,200.00	CM-30										
8664	+ 0.0	8670	+ 0.0	120.00	10.00	1,200.00	m ²	1,200.00	CM-30										
8704	+ 0.0	8715	+ 0.0	220.00	10.00	2,200.00	m ²	2,200.00	CM-30										
8759	+ 0.0	8765	+ 0.0	120.00	10.00	1,200.00	m ²	1,200.00	CM-30										
8819	+ 0.0	8825	+ 0.0	120.00	10.00	1,200.00	m ²	1,200.00	CM-30										
8859	+ 0.0	8870	+ 0.0	220.00	10.00	2,200.00	m ²	2,200.00	CM-30										
9014	+ 0.0	9025	+ 0.0	220.00	10.00	2,200.00	m ²	2,200.00	CM-30										
9044	+ 0.0	9050	+ 0.0	120.00	10.00	1,200.00	m ²	1,200.00	CM-30										
9099	+ 0.0	9105	+ 0.0	120.00	10.00	1,200.00	m ²	1,200.00	CM-30										
9134	+ 0.0	9150	+ 0.0	320.00	10.00	3,200.00	m ²	3,200.00	CM-30										
9169	+ 0.0	9180	+ 0.0	220.00	10.00	2,200.00	m ²	2,200.00	CM-30										
9259	+ 0.0	9275	+ 0.0	320.00	10.00	3,200.00	m ²	3,200.00	CM-30										
9284	+ 0.0	9305	+ 0.0	420.00	10.00	4,200.00	m ²	4,200.00	CM-30										
9329	+ 0.0	9335	+ 0.0	120.00	10.00	1,200.00	m ²	1,200.00	CM-30										
9339	+ 0.0	9390	+ 0.0	1,020.00	10.00	10,200.00	m ²	10,200.00	CM-30										
9399	+ 0.0	9410	+ 0.0	220.00	10.00	2,200.00	m ²	2,200.00	CM-30										
9464	+ 0.0	9510	+ 0.0	920.00	10.00	9,200.00	m ²	9,200.00	CM-30										
9534	+ 0.0	9560	+ 0.0	520.00	10.00	5,200.00	m ²	5,200.00	CM-30										
9589	+ 0.0	9640	+ 0.0	1,020.00	10.00	10,200.00	m ²	10,200.00	CM-30										
9649	+ 0.0	9665	+ 0.0	320.00	10.00	3,200.00	m ²	3,200.00	CM-30										
9679	+ 0.0	9695	+ 0.0	320.00	10.00	3,200.00	m ²	3,200.00	CM-30										
9714	+ 0.0	9720	+ 0.0	120.00	10.00	1,200.00	m ²	1,200.00	CM-30										
9769	+ 0.0	9775	+ 0.0	120.00	10.00	1,200.00	m ²	1,200.00	CM-30										
9794	+ 0.0	9815	+ 0.0	420.00	10.00	4,200.00	m ²	4,200.00	CM-30										
9859	+ 0.0	9875	+ 0.0	320.00	10.00	3,200.00	m ²	3,200.00	CM-30										
9939	+ 0.0	9985	+ 0.0	920.00	10.00	9,200.00	m ²	9,200.00	CM-30										
10004	+ 0.0	10020	+ 0.0	320.00	10.00	3,200.00	m ²	3,200.00	CM-30										
10049	+ 0.0	10060	+ 0.0	220.00	10.00	2,200.00	m ²	2,200.00	CM-30										

GOVERNO DO ESTADO DO PARÁ
SECRETARIA DE ESTADO DE TRANSPORTES - SETRAN





RODOVIA : PA - 279 LOTE III
TRECHO : PER. TUCUMÁ - PER. URB. S. F. DO XINGU
EXTENSÃO: 102,0 Km



DEMONSTRATIVO DE PAVIMENTAÇÃO

QD

SEGMENTO		IMPRIMAÇÃO					TRANSPORTES							MATERIAL BETUMINOSO					
ESTACA	ESTACA	EXTENSÃO (m)	LARG. (m)	ÁREA (m ²)	UND	QUANT.	MATERIAL	ORIGEM			DEST.	DMT (Km)	TAXA APLIC. (%)	UND	QUANT.	TIPO	TAXA APLIC. (%)	UND	QUANT.
								OCORR.	ESTACA	D.EIXO									
10129	+ 0.0	10145	+ 0.0	320.00	10.00	3,200.00	m ²	3,200.00	CM-30										
10199	+ 0.0	10205	+ 0.0	120.00	10.00	1,200.00	m ²	1,200.00	CM-30										
10274	+ 0.0	10284	+ 0.0	200.00	10.00	2,000.00	m ²	2,000.00	CM-30										
10299	+ 0.0	10315	+ 0.0	320.00	10.00	3,200.00	m ²	3,200.00	CM-30										
10344	+ 0.0	10365	+ 0.0	420.00	10.00	4,200.00	m ²	4,200.00	CM-30										
10409	+ 0.0	10450	+ 0.0	820.00	10.00	8,200.00	m ²	8,200.00	CM-30										
10469	+ 0.0	10475	+ 0.0	120.00	10.00	1,200.00	m ²	1,200.00	CM-30										
10624	+ 0.0	10655	+ 0.0	620.00	10.00	6,200.00	m ²	6,200.00	CM-30										
10664	+ 0.0	10675	+ 0.0	220.00	10.00	2,200.00	m ²	2,200.00	CM-30										
10684	+ 0.0	10700	+ 0.0	320.00	10.00	3,200.00	m ²	3,200.00	CM-30										
10804	+ 0.0	10830	+ 0.0	520.00	10.00	5,200.00	m ²	5,200.00	CM-30										
10844	+ 0.0	10860	+ 0.0	320.00	10.00	3,200.00	m ²	3,200.00	CM-30										
10484	+ 0.0	10570	+ 0.0	1,720.00	10.00	17,200.00	m ²	17,200.00	CM-30										
11079	+ 0.0	11100	+ 0.0	420.00	10.00	4,200.00	m ²	4,200.00	CM-30										
11284	+ 0.0	11295	+ 0.0	220.00	10.00	2,200.00	m ²	2,200.00	CM-30										
11790	+ 0.0	11800	+ 0.0	200.00	10.00	2,000.00	m ²	2,000.00	CM-30										
11819	+ 0.0	11840	+ 0.0	420.00	10.00	4,200.00	m ²	4,200.00	CM-30										
11854	+ 0.0	11870	+ 0.0	320.00	10.00	3,200.00	m ²	3,200.00	CM-30										
11884	+ 0.0	11895	+ 0.0	220.00	10.00	2,200.00	m ²	2,200.00	CM-30										
11919	+ 0.0	11925	+ 0.0	120.00	10.00	1,200.00	m ²	1,200.00	CM-30										
12139	+ 0.0	12145	+ 0.0	120.00	10.00	1,200.00	m ²	1,200.00	CM-30										
12164	+ 0.0	12170	+ 0.0	120.00	10.00	1,200.00	m ²	1,200.00	CM-30										
12254	+ 0.0	12270	+ 0.0	320.00	10.00	3,200.00	m ²	3,200.00	CM-30										
12315	+ 0.0	12320	+ 0.0	100.00	10.00	1,000.00	m ²	1,000.00	CM-30										
12334	+ 0.0	12340	+ 0.0	120.00	10.00	1,200.00	m ²	1,200.00	CM-30										
12554	+ 0.0	12615	+ 0.0	1,220.00	10.00	12,200.00	m ²	12,200.00	CM-30										
12659	+ 0.0	12680	+ 0.0	420.00	10.00	4,200.00	m ²	4,200.00	CM-30										
12739	+ 0.0	12744	+ 0.0	100.00	10.00	1,000.00	m ²	1,000.00	CM-30										
12911	+ 0.0	12989	+ 0.0	1,560.00	10.00	15,600.00	m ²	15,600.00	CM-30										
		22,060.00		TOTAL		220,600.00	m²												

GOVERNO DO ESTADO DO PARÁ SECRETARIA DE ESTADO DE TRANSPORTES - SETRAN		
	RODOVIA : PA - 279 LOTE III TRECHO : PER. TUCUMÁ - PER. URB. S. F. DO XINGU EXTENSÃO: 102,0 Km	
DEMONSTRATIVO DE PAVIMENTAÇÃO		QD

SEGMENTO		PINTURA DE LIGAÇÃO					TRANSPORTES							MATERIAL BETUMINOSO				
ESTACA	ESTACA	EXTENSÃO (m)	LARG. (m)	ÁREA (m ²)	UND	QUANT.	MATERIAL	ORIGEM			DEST.	DMT (Km)	TAXA APLIC. (%)	UND	QUANT.	TAXA APLIC. (%)	UND	QUANT.
								OCORR.	ESTACA	D.EIXO								
8304 + 0.0	8315 + 0.0	220.00	10.00	2,200.00	m ²	2,200.00	RR-2C											
8389 + 0.0	8395 + 0.0	120.00	10.00	1,200.00	m ²	1,200.00	RR-2C											
8434 + 0.0	8440 + 0.0	120.00	10.00	1,200.00	m ²	1,200.00	RR-2C											
8569 + 0.0	8575 + 0.0	120.00	10.00	1,200.00	m ²	1,200.00	RR-2C											
8664 + 0.0	8670 + 0.0	120.00	10.00	1,200.00	m ²	1,200.00	RR-2C											
8704 + 0.0	8715 + 0.0	220.00	10.00	2,200.00	m ²	2,200.00	RR-2C											
8759 + 0.0	8765 + 0.0	120.00	10.00	1,200.00	m ²	1,200.00	RR-2C											
8819 + 0.0	8825 + 0.0	120.00	10.00	1,200.00	m ²	1,200.00	RR-2C											
8859 + 0.0	8870 + 0.0	220.00	10.00	2,200.00	m ²	2,200.00	RR-2C											
9014 + 0.0	9025 + 0.0	220.00	10.00	2,200.00	m ²	2,200.00	RR-2C											
9044 + 0.0	9050 + 0.0	120.00	10.00	1,200.00	m ²	1,200.00	RR-2C											
9099 + 0.0	9105 + 0.0	120.00	10.00	1,200.00	m ²	1,200.00	RR-2C											
9134 + 0.0	9150 + 0.0	320.00	10.00	3,200.00	m ²	3,200.00	RR-2C											
9169 + 0.0	9180 + 0.0	220.00	10.00	2,200.00	m ²	2,200.00	RR-2C											
9259 + 0.0	9275 + 0.0	320.00	10.00	3,200.00	m ²	3,200.00	RR-2C											
9284 + 0.0	9305 + 0.0	420.00	10.00	4,200.00	m ²	4,200.00	RR-2C											
9329 + 0.0	9335 + 0.0	120.00	10.00	1,200.00	m ²	1,200.00	RR-2C											
9339 + 0.0	9390 + 0.0	1,020.00	10.00	10,200.00	m ²	10,200.00	RR-2C											
9399 + 0.0	9410 + 0.0	220.00	10.00	2,200.00	m ²	2,200.00	RR-2C											
9464 + 0.0	9510 + 0.0	920.00	10.00	9,200.00	m ²	9,200.00	RR-2C											
9534 + 0.0	9560 + 0.0	520.00	10.00	5,200.00	m ²	5,200.00	RR-2C											
9589 + 0.0	9640 + 0.0	1,020.00	10.00	10,200.00	m ²	10,200.00	RR-2C											
9649 + 0.0	9665 + 0.0	320.00	10.00	3,200.00	m ²	3,200.00	RR-2C											
9679 + 0.0	9695 + 0.0	320.00	10.00	3,200.00	m ²	3,200.00	RR-2C											
9714 + 0.0	9720 + 0.0	120.00	10.00	1,200.00	m ²	1,200.00	RR-2C											
9769 + 0.0	9775 + 0.0	120.00	10.00	1,200.00	m ²	1,200.00	RR-2C											
9794 + 0.0	9815 + 0.0	420.00	10.00	4,200.00	m ²	4,200.00	RR-2C											
9859 + 0.0	9875 + 0.0	320.00	10.00	3,200.00	m ²	3,200.00	RR-2C											
9939 + 0.0	9985 + 0.0	920.00	10.00	9,200.00	m ²	9,200.00	RR-2C											
10004 + 0.0	10020 + 0.0	320.00	10.00	3,200.00	m ²	3,200.00	RR-2C											
10049 + 0.0	10060 + 0.0	220.00	10.00	2,200.00	m ²	2,200.00	RR-2C											
10129 + 0.0	10145 + 0.0	320.00	10.00	3,200.00	m ²	3,200.00	RR-2C											

GOVERNO DO ESTADO DO PARÁ
SECRETARIA DE ESTADO DE TRANSPORTES - SETRAN



RODOVIA : PA - 279 LOTE III
TRECHO : PER. TUCUMÁ - PER. URB. S. F. DO XINGU
EXTENSÃO: 102,0 Km



DEMONSTRATIVO DE PAVIMENTAÇÃO

QD

SEGMENTO		PINTURA DE LIGAÇÃO					TRANSPORTES							MATERIAL BETUMINOSO				
ESTACA	ESTACA	EXTENSÃO (m)	LARG. (m)	ÁREA (m ²)	UND	QUANT.	MATERIAL	ORIGEM			DEST.	DMT (Km)	TAXA APLIC. (%)	UND	QUANT.	TAXA APLIC. (%)	UND	QUANT.
								OCORR.	ESTACA	D.EIXO								
10199 + 0.0	10205 + 0.0	120.00	10.00	1,200.00	m ²	1,200.00	RR-2C											
10274 + 0.0	10284 + 0.0	200.00	10.00	2,000.00	m ²	2,000.00	RR-2C											
10299 + 0.0	10315 + 0.0	320.00	10.00	3,200.00	m ²	3,200.00	RR-2C											
10344 + 0.0	10365 + 0.0	420.00	10.00	4,200.00	m ²	4,200.00	RR-2C											
10409 + 0.0	10450 + 0.0	820.00	10.00	8,200.00	m ²	8,200.00	RR-2C											
10469 + 0.0	10475 + 0.0	120.00	10.00	1,200.00	m ²	1,200.00	RR-2C											
10624 + 0.0	10655 + 0.0	620.00	10.00	6,200.00	m ²	6,200.00	RR-2C											
10664 + 0.0	10675 + 0.0	220.00	10.00	2,200.00	m ²	2,200.00	RR-2C											
10684 + 0.0	10700 + 0.0	320.00	10.00	3,200.00	m ²	3,200.00	RR-2C											
10804 + 0.0	10830 + 0.0	520.00	10.00	5,200.00	m ²	5,200.00	RR-2C											
10844 + 0.0	10860 + 0.0	320.00	10.00	3,200.00	m ²	3,200.00	RR-2C											
10484 + 0.0	10570 + 0.0	1,720.00	10.00	17,200.00	m ²	17,200.00	RR-2C											
11079 + 0.0	11100 + 0.0	420.00	10.00	4,200.00	m ²	4,200.00	RR-2C											
11284 + 0.0	11295 + 0.0	220.00	10.00	2,200.00	m ²	2,200.00	RR-2C											
11790 + 0.0	11800 + 0.0	200.00	10.00	2,000.00	m ²	2,000.00	RR-2C											
11819 + 0.0	11840 + 0.0	420.00	10.00	4,200.00	m ²	4,200.00	RR-2C											
11854 + 0.0	11870 + 0.0	320.00	10.00	3,200.00	m ²	3,200.00	RR-2C											
11884 + 0.0	11895 + 0.0	220.00	10.00	2,200.00	m ²	2,200.00	RR-2C											
11919 + 0.0	11925 + 0.0	120.00	10.00	1,200.00	m ²	1,200.00	RR-2C											
12139 + 0.0	12145 + 0.0	120.00	10.00	1,200.00	m ²	1,200.00	RR-2C											
12164 + 0.0	12170 + 0.0	120.00	10.00	1,200.00	m ²	1,200.00	RR-2C											
12254 + 0.0	12270 + 0.0	320.00	10.00	3,200.00	m ²	3,200.00	RR-2C											
12315 + 0.0	12320 + 0.0	100.00	10.00	1,000.00	m ²	1,000.00	RR-2C											
12334 + 0.0	12340 + 0.0	120.00	10.00	1,200.00	m ²	1,200.00	RR-2C											
12554 + 0.0	12615 + 0.0	1,220.00	10.00	12,200.00	m ²	12,200.00	RR-2C											
12659 + 0.0	12680 + 0.0	420.00	10.00	4,200.00	m ²	4,200.00	RR-2C											
12739 + 0.0	12744 + 0.0	100.00	10.00	1,000.00	m ²	1,000.00	RR-2C											
12911 + 0.0	12989 + 0.0	1,560.00	10.00	15,600.00	m ²	15,600.00	RR-2C											
PISTA DE ROLAMENTO (RECAPEAMENTO)																		
10284 + 0.0	10299 + 0.0	300.00	7.00	2,100.00	m ²	2,100.00	RR-2C											
10315 + 0.0	10335 + 0.0	400.00	7.00	2,800.00	m ²	2,800.00	RR-2C											
		22,760.00		TOTAL		225,500.00	m²											

GOVERNO DO ESTADO DO PARÁ
SECRETARIA DE ESTADO DE TRANSPORTES - SETRAN





RODOVIA : PA - 279 LOTE III
TRECHO : PER. TUCUMÁ - PER. URB. S. F. DO XINGU
EXTENSÃO: 102,0 Km





DEMONSTRATIVO DE PAVIMENTAÇÃO

QD

SEGMENTO		CONCRETO BETUMINOSO USINADO A QUENTE (CBUQ)							TRANSPORTES						MATERIAL BETUMINOSO					
ESTACA	ESTACA	EXTENSÃO (m)	LARG. (m)	ESP. (m)	VOLUME (m³)	DENS. (t/m³)	UND	QUANT.	MATERIAL	Origem			DESTINO	DMT (Km)	UND	QUANT	TIPO	TAXA APLIC. (%)	UND	QUANT
										OCORR.	ESTACA	D.EIXO								
PISTA DE ROLAMENTO (PAVIMENTO NOVO)																				
8304 + 0.0	8315 + 0.0	220.00	7.00	0.05	77.00	2.40	t	184.80												
8389 + 0.0	8395 + 0.0	120.00	7.00	0.05	42.00	2.40	t	100.80												
8434 + 0.0	8440 + 0.0	120.00	7.00	0.05	42.00	2.40	t	100.80												
8569 + 0.0	8575 + 0.0	120.00	7.00	0.05	42.00	2.40	t	100.80												
8664 + 0.0	8670 + 0.0	120.00	7.00	0.05	42.00	2.40	t	100.80												
8704 + 0.0	8715 + 0.0	220.00	7.00	0.05	77.00	2.40	t	184.80												
8759 + 0.0	8765 + 0.0	120.00	7.00	0.05	42.00	2.40	t	100.80												
8819 + 0.0	8825 + 0.0	120.00	7.00	0.05	42.00	2.40	t	100.80												
8859 + 0.0	8870 + 0.0	220.00	7.00	0.05	77.00	2.40	t	184.80												
9014 + 0.0	9025 + 0.0	220.00	7.00	0.05	77.00	2.40	t	184.80												
9044 + 0.0	9050 + 0.0	120.00	7.00	0.05	42.00	2.40	t	100.80												
9099 + 0.0	9105 + 0.0	120.00	7.00	0.05	42.00	2.40	t	100.80												
9134 + 0.0	9150 + 0.0	320.00	7.00	0.05	112.00	2.40	t	268.80												
9169 + 0.0	9180 + 0.0	220.00	7.00	0.05	77.00	2.40	t	184.80												
9259 + 0.0	9275 + 0.0	320.00	7.00	0.05	112.00	2.40	t	268.80												
9284 + 0.0	9305 + 0.0	420.00	7.00	0.05	147.00	2.40	t	352.80												
9329 + 0.0	9335 + 0.0	120.00	7.00	0.05	42.00	2.40	t	100.80												
9339 + 0.0	9390 + 0.0	1,020.00	7.00	0.05	357.00	2.40	t	856.80												
9399 + 0.0	9410 + 0.0	220.00	7.00	0.05	77.00	2.40	t	184.80												
9464 + 0.0	9510 + 0.0	920.00	7.00	0.05	322.00	2.40	t	772.80												
9534 + 0.0	9560 + 0.0	520.00	7.00	0.05	182.00	2.40	t	436.80												
9589 + 0.0	9640 + 0.0	1,020.00	7.00	0.05	357.00	2.40	t	856.80												
9649 + 0.0	9665 + 0.0	320.00	7.00	0.05	112.00	2.40	t	268.80												
9679 + 0.0	9695 + 0.0	320.00	7.00	0.05	112.00	2.40	t	268.80												
9714 + 0.0	9720 + 0.0	120.00	7.00	0.05	42.00	2.40	t	100.80												
9769 + 0.0	9775 + 0.0	120.00	7.00	0.05	42.00	2.40	t	100.80												
9794 + 0.0	9815 + 0.0	420.00	7.00	0.05	147.00	2.40	t	352.80												
9859 + 0.0	9875 + 0.0	320.00	7.00	0.05	112.00	2.40	t	268.80												
9939 + 0.0	9985 + 0.0	920.00	7.00	0.05	322.00	2.40	t	772.80												
10004 + 0.0	10020 + 0.0	320.00	7.00	0.05	112.00	2.40	t	268.80												
10049 + 0.0	10060 + 0.0	220.00	7.00	0.05	77.00	2.40	t	184.80												

										<p style="text-align: center;">GOVERNO DO ESTADO DO PARÁ SECRETARIA DE ESTADO DE TRANSPORTES - SETRAN</p> <div style="display: flex; justify-content: space-between; align-items: center;"> <div style="text-align: center;">  <p>GOVERNO DO PARÁ ESTADO DO PARÁ</p> </div> <div style="text-align: center;"> <p>RODOVIA : PA - 279 LOTE III TRECHO : PER. TUCUMÃ - PER. URB. S. F. DO XINGU EXTENSÃO: 102,0 Km</p> </div> <div style="text-align: center;">  <p>SETRAN</p> </div> </div> <p style="text-align: center;">DEMONSTRATIVO DE PAVIMENTAÇÃO</p> <p style="text-align: right;">QD</p>									
--	--	--	--	--	--	--	--	--	--	---	--	--	--	--	--	--	--	--	--

SEGMENTO		CONCRETO BETUMINOSO USINADO A QUENTE (CBUQ)							TRANSPORTES						MATERIAL BETUMINOSO					
ESTACA	ESTACA	EXTENSÃO (m)	LARG. (m)	ESP. (m)	VOLUME (m ³)	DENS. (t/m ³)	UND	QUANT.	MATERIAL	Origem			DESTINO	DMT (Km)	UND	QUANT.	TIPO	TAXA APLIC. (%)	UND	QUANT.
										OCORR.	ESTACA	D.EIXO								
10129 + 0.0	10145 + 0.0	320.00	7.00	0.05	112.00	2.40	t	268.80												
10199 + 0.0	10205 + 0.0	120.00	7.00	0.05	42.00	2.40	t	100.80												
10274 + 0.0	10284 + 0.0	200.00	7.00	0.05	70.00	2.40	t	168.00												
10299 + 0.0	10315 + 0.0	320.00	7.00	0.05	112.00	2.40	t	268.80												
10344 + 0.0	10365 + 0.0	420.00	7.00	0.05	147.00	2.40	t	352.80												
10409 + 0.0	10450 + 0.0	820.00	7.00	0.05	287.00	2.40	t	688.80												
10469 + 0.0	10475 + 0.0	120.00	7.00	0.05	42.00	2.40	t	100.80												
10624 + 0.0	10655 + 0.0	620.00	7.00	0.05	217.00	2.40	t	520.80												
10664 + 0.0	10675 + 0.0	220.00	7.00	0.05	77.00	2.40	t	184.80												
10684 + 0.0	10700 + 0.0	320.00	7.00	0.05	112.00	2.40	t	268.80												
10804 + 0.0	10830 + 0.0	520.00	7.00	0.05	182.00	2.40	t	436.80												
10844 + 0.0	10860 + 0.0	320.00	7.00	0.05	112.00	2.40	t	268.80												
10484 + 0.0	10570 + 0.0	1,720.00	7.00	0.05	602.00	2.40	t	1,444.80												
11079 + 0.0	11100 + 0.0	420.00	7.00	0.05	147.00	2.40	t	352.80												
11284 + 0.0	11295 + 0.0	220.00	7.00	0.05	77.00	2.40	t	184.80												
11790 + 0.0	11800 + 0.0	200.00	7.00	0.05	70.00	2.40	t	168.00												
11819 + 0.0	11840 + 0.0	420.00	7.00	0.05	147.00	2.40	t	352.80												
11854 + 0.0	11870 + 0.0	320.00	7.00	0.05	112.00	2.40	t	268.80												
11884 + 0.0	11895 + 0.0	220.00	7.00	0.05	77.00	2.40	t	184.80												
11919 + 0.0	11925 + 0.0	120.00	7.00	0.05	42.00	2.40	t	100.80												
12139 + 0.0	12145 + 0.0	120.00	7.00	0.05	42.00	2.40	t	100.80												
12164 + 0.0	12170 + 0.0	120.00	7.00	0.05	42.00	2.40	t	100.80												
12254 + 0.0	12270 + 0.0	320.00	7.00	0.05	112.00	2.40	t	268.80												
12315 + 0.0	12320 + 0.0	100.00	7.00	0.05	35.00	2.40	t	84.00												
12334 + 0.0	12340 + 0.0	120.00	7.00	0.05	42.00	2.40	t	100.80												
12554 + 0.0	12615 + 0.0	1,220.00	7.00	0.05	427.00	2.40	t	1,024.80												
12659 + 0.0	12680 + 0.0	420.00	7.00	0.05	147.00	2.40	t	352.80												
12739 + 0.0	12744 + 0.0	100.00	7.00	0.05	35.00	2.40	t	84.00												
12911 + 0.0	12989 + 0.0	1,560.00	7.00	0.05	546.00	2.40	t	1,310.40												
		22,060.00						18,530.40 t												

	GOVERNO DO ESTADO DO PARÁ SECRETARIA DE ESTADO DE TRANSPORTES - SETRAN	
		RODOVIA : PA - 279 LOTE III TRECHO : PER. TUCUMÃ - PER. URB. S. F. DO XINGU EXTENSÃO: 102,0 Km
		DEMONSTRATIVO DE PAVIMENTAÇÃO
	QD	

SEGMENTO		CONCRETO BETUMINOSO USINADO A QUENTE (CBUQ)							TRANSPORTES					MATERIAL BETUMINOSO						
ESTACA	ESTACA	EXTENSÃO (m)	LARG. (m)	ESP. (m)	VOLUME (m³)	DENS. (t/m³)	UND	QUANT.	MATERIAL	Origem			DESTINO	DMT (Km)	UND	QUANT.	TIPO	TAXA APLIC. (%)	UND	QUANT.
										OCORR.	ESTACA	D.EIXO								

PISTA DE ROLAMENTO (RECAPEAMENTO)

10284 + 0.0	10299 + 0.0	300.00	7.00	0.03	63.00	2.40	t	151.20												
10315 + 0.0	10335 + 0.0	400.00	7.00	0.03	84.00	2.40	t	201.60												
		700.00						TOTAL												352.80 t

ACOSTAMENTO (DIREITO/ESQUERDO)

8304 + 0.0	8315 + 0.0	220.00	3.00	0.03	19.80	2.40	t	47.52												
8389 + 0.0	8395 + 0.0	120.00	3.00	0.03	10.80	2.40	t	25.92												
8434 + 0.0	8440 + 0.0	120.00	3.00	0.03	10.80	2.40	t	25.92												
8569 + 0.0	8575 + 0.0	120.00	3.00	0.03	10.80	2.40	t	25.92												
8664 + 0.0	8670 + 0.0	120.00	3.00	0.03	10.80	2.40	t	25.92												
8704 + 0.0	8715 + 0.0	220.00	3.00	0.03	19.80	2.40	t	47.52												
8759 + 0.0	8765 + 0.0	120.00	3.00	0.03	10.80	2.40	t	25.92												
8819 + 0.0	8825 + 0.0	120.00	3.00	0.03	10.80	2.40	t	25.92												
8859 + 0.0	8870 + 0.0	220.00	3.00	0.03	19.80	2.40	t	47.52												
9014 + 0.0	9025 + 0.0	220.00	3.00	0.03	19.80	2.40	t	47.52												
9044 + 0.0	9050 + 0.0	120.00	3.00	0.03	10.80	2.40	t	25.92												
9099 + 0.0	9105 + 0.0	120.00	3.00	0.03	10.80	2.40	t	25.92												
9134 + 0.0	9150 + 0.0	320.00	3.00	0.03	28.80	2.40	t	69.12												
9169 + 0.0	9180 + 0.0	220.00	3.00	0.03	19.80	2.40	t	47.52												
9259 + 0.0	9275 + 0.0	320.00	3.00	0.03	28.80	2.40	t	69.12												
9284 + 0.0	9305 + 0.0	420.00	3.00	0.03	37.80	2.40	t	90.72												
9329 + 0.0	9335 + 0.0	120.00	3.00	0.03	10.80	2.40	t	25.92												
9339 + 0.0	9390 + 0.0	1,020.00	3.00	0.03	91.80	2.40	t	220.32												
9399 + 0.0	9410 + 0.0	220.00	3.00	0.03	19.80	2.40	t	47.52												
9464 + 0.0	9510 + 0.0	920.00	3.00	0.03	82.80	2.40	t	198.72												
9534 + 0.0	9560 + 0.0	520.00	3.00	0.03	46.80	2.40	t	112.32												
9589 + 0.0	9640 + 0.0	1,020.00	3.00	0.03	91.80	2.40	t	220.32												
9649 + 0.0	9665 + 0.0	320.00	3.00	0.03	28.80	2.40	t	69.12												
9679 + 0.0	9695 + 0.0	320.00	3.00	0.03	28.80	2.40	t	69.12												
9714 + 0.0	9720 + 0.0	120.00	3.00	0.03	10.80	2.40	t	25.92												
9769 + 0.0	9775 + 0.0	120.00	3.00	0.03	10.80	2.40	t	25.92												

GOVERNO DO ESTADO DO PARÁ
SECRETARIA DE ESTADO DE TRANSPORTES - SETRAN





RODOVIA : PA - 279 LOTE III
TRECHO : PER. TUCUMÃ - PER. URB. S. F. DO XINGU
EXTENSÃO: 102,0 Km





DEMONSTRATIVO DE PAVIMENTAÇÃO

QD

SEGMENTO		CONCRETO BETUMINOSO USINADO A QUENTE (CBUQ)							TRANSPORTES						MATERIAL BETUMINOSO					
ESTACA	ESTACA	EXTENSÃO (m)	LARG. (m)	ESP. (m)	VOLUME (m ³)	DENS. (t/m ³)	UND	QUANT.	MATERIAL	Origem			DESTINO	DMT (Km)	UND	QUANT.	TIPO	TAXA APLIC. (%)	UND	QUANT.
										OCORR.	ESTACA	D.EIXO								
9794 + 0.0	9815 + 0.0	420.00	3.00	0.03	37.80	2.40	t	90.72												
9859 + 0.0	9875 + 0.0	320.00	3.00	0.03	28.80	2.40	t	69.12												
9939 + 0.0	9985 + 0.0	920.00	3.00	0.03	82.80	2.40	t	198.72												
10004 + 0.0	10020 + 0.0	320.00	3.00	0.03	28.80	2.40	t	69.12												
10049 + 0.0	10060 + 0.0	220.00	3.00	0.03	19.80	2.40	t	47.52												
10129 + 0.0	10145 + 0.0	320.00	3.00	0.03	28.80	2.40	t	69.12												
10199 + 0.0	10205 + 0.0	120.00	3.00	0.03	10.80	2.40	t	25.92												
10274 + 0.0	10284 + 0.0	200.00	3.00	0.03	18.00	2.40	t	43.20												
10299 + 0.0	10315 + 0.0	320.00	3.00	0.03	28.80	2.40	t	69.12												
10344 + 0.0	10365 + 0.0	420.00	3.00	0.03	37.80	2.40	t	90.72												
10409 + 0.0	10450 + 0.0	820.00	3.00	0.03	73.80	2.40	t	177.12												
10469 + 0.0	10475 + 0.0	120.00	3.00	0.03	10.80	2.40	t	25.92												
10624 + 0.0	10655 + 0.0	620.00	3.00	0.03	55.80	2.40	t	133.92												
10664 + 0.0	10675 + 0.0	220.00	3.00	0.03	19.80	2.40	t	47.52												
10684 + 0.0	10700 + 0.0	320.00	3.00	0.03	28.80	2.40	t	69.12												
10804 + 0.0	10830 + 0.0	520.00	3.00	0.03	46.80	2.40	t	112.32												
10844 + 0.0	10860 + 0.0	320.00	3.00	0.03	28.80	2.40	t	69.12												
10484 + 0.0	10570 + 0.0	1,720.00	3.00	0.03	154.80	2.40	t	371.52												
11079 + 0.0	11100 + 0.0	420.00	3.00	0.03	37.80	2.40	t	90.72												
11284 + 0.0	11295 + 0.0	220.00	3.00	0.03	19.80	2.40	t	47.52												
11790 + 0.0	11800 + 0.0	200.00	3.00	0.03	18.00	2.40	t	43.20												
11819 + 0.0	11840 + 0.0	420.00	3.00	0.03	37.80	2.40	t	90.72												
11854 + 0.0	11870 + 0.0	320.00	3.00	0.03	28.80	2.40	t	69.12												
11884 + 0.0	11895 + 0.0	220.00	3.00	0.03	19.80	2.40	t	47.52												
11919 + 0.0	11925 + 0.0	120.00	3.00	0.03	10.80	2.40	t	25.92												
12139 + 0.0	12145 + 0.0	120.00	3.00	0.03	10.80	2.40	t	25.92												
12164 + 0.0	12170 + 0.0	120.00	3.00	0.03	10.80	2.40	t	25.92												
12254 + 0.0	12270 + 0.0	320.00	3.00	0.03	28.80	2.40	t	69.12												
12315 + 0.0	12320 + 0.0	100.00	3.00	0.03	9.00	2.40	t	21.60												
12334 + 0.0	12340 + 0.0	120.00	3.00	0.03	10.80	2.40	t	25.92												
12554 + 0.0	12615 + 0.0	1,220.00	3.00	0.03	109.80	2.40	t	263.52												

										GOVERNO DO ESTADO DO PARÁ SECRETARIA DE ESTADO DE TRANSPORTES - SETRAN														
															RODOVIA : PA - 279 LOTE III TRECHO : PER. TUCUMÃ - PER. URB. S. F. DO XINGU EXTENSÃO: 102,0 Km									
										DEMONSTRATIVO DE PAVIMENTAÇÃO										QD				

SEGMENTO		CONCRETO BETUMINOSO USINADO A QUENTE (CBUQ)							TRANSPORTES							MATERIAL BETUMINOSO				
ESTACA	ESTACA	EXTENSÃO (m)	LARG. (m)	ESP. (m)	VOLUME (m ³)	DENS. (t/m ³)	UND	QUANT.	MATERIAL	Origem			DESTINO	DMT (Km)	UND	QUANT	TIPO	TAXA APLIC. (%)	UND	QUANT
										OCORR.	ESTACA	D.EIXO								
12659 + 0.0	12680 + 0.0	420.00	3.00	0.03	37.80	2.40	t	90.72												
12739 + 0.0	12744 + 0.0	100.00	3.00	0.03	9.00	2.40	t	21.60												
12911 + 0.0	12989 + 0.0	1,560.00	3.00	0.03	140.40	2.40	t	336.96												
									TOTAL	4,764.96	t									
									TOTAL	23,648.16	t									

	GOVERNO DO ESTADO DO PARÁ SECRETARIA DE ESTADO DE TRANSPORTES - SETRAN
	 
	RODOVIA : PA - 279 LOTE III TRECHO : PER. TUCUMÁ - PER. URB. S. F. DO XINGU EXTENSÃO: 102,0 Km
DEMONSTRATIVO DE PAVIMENTAÇÃO	QD